


CIMA DIGITEC Digital Display Evolving to New and Larger Dimension

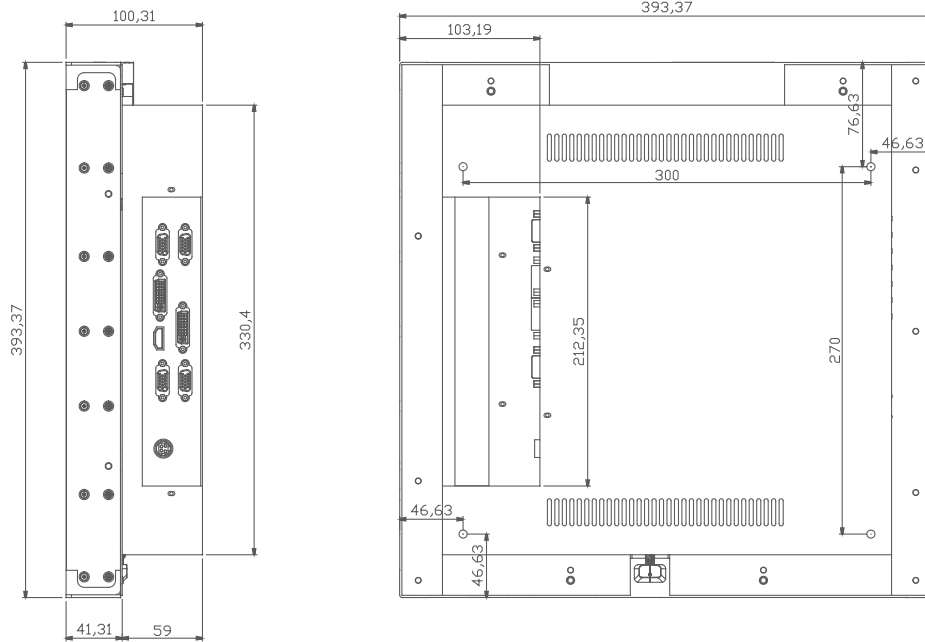
21.6 inch Tile Multi-LCD



REAL APPLICATION




DIMENSION



Design a dramatic video wall with the display's distinctive shape and slim bezel

Create a captivating video wall with the CL-216XM10 square ratio (1:1) screen. The shape of the display is ideal for interactive point-of-sale and advertising displays. Super-narrow bezel-to-bezel measurements (5.9 mm) provide a near-seamless video wall.



Eco Friendly LED BLU

LEDs in the CL-216XM10 are behind the display panel, and the light is emitted from the rear of the panel. The LED backlight unit (BLU) produces clear picture quality with high contrast levels for high-impact images.

The CL-216XM10 generates less heat by centralizing the heat around the sides of the screen.



Specification / CL-216XM10

PANEL		Operation	
Screen Size	21.6"	Operating Temperature	5°C ~ 35°C
Seam Size(Bezel to Bezel)	5.9mm	Humidity	35% ~ 75%
Aspect Ratio	1 : 1	Life Time	50,000Hours
Native Resolution	960 x 960	Power Input Condition	
Brightness	450nit	Input Voltage(Adaptor)	100-240V~
Contrast Ratio	4,000 : 1	Normal Frequency(Adaptor)	47 ~ 63Hz, 1.6A
Viewing Angle(H x V)	178 x 178	Physical Specification	
Response Time	8ms	Dimension(W x H x D)	393.26 x 393.26 x 100.31
Color Depth	16.7M	Weight	7.5Kg
Power Consumption	60W	VESA Standard Mount Interface	300 x 270
Connectivity		Accessory	
In/Out connection (Daisy Chain)		Accessory	Remote Controller, Adaptor(Power), RGB Cable, DVI Cable, RS-232C Cable, User Manual
DVI In/Out	1 / 1	Optional Accessory	
PC[D-Sub] In/Out	1 / 1	Optional Accessory	Wall mount bracket, Stand floor
RS-232C In/Out	1 / 1		
HDMI In	1 / DVI Out		